

Academic Affairs Strategic Plan Indicators - Fall 2016

Institutional Goal: Promote Academic Excellence

Divisional Priority: Student Success

<u>Measure</u>	<u>Desired Trend</u>	<u>2 Years Prior</u>	<u>1 Year Prior</u>	<u>2020 Target</u>	<u>2016 Target</u>	<u>Actual</u>
1st Fall to 2nd Fall Retention Rate - First-time Freshmen	▲	67%	63%	73%	68%	66%
150% Graduation Rate - First-time Freshmen	▲	29%	30%	37%	31%	36%
Placement Rate (employment in field or continuing education)	▲	85%	87%	95%	?	84%

Divisional Priority: Professional Development

<u>Measure</u>	<u>Desired Trend</u>	<u>2 Years Prior</u>	<u>1 Year Prior</u>	<u>2020 Target</u>	<u>2016 Target</u>	<u>Actual</u>
Full-time Faculty with Terminal Degree	▲	52%	52%	75%	55%	
Faculty Participating in Scholarship	▲	-	50%	75%	55%	
Student Satisfaction Reported in Course Comments Survey	▲					
<i>Students Responding "Strongly Agree" or "Agree" (of respondents):</i>						
"The instructor responded to questions well"	▲	-	81%	?	?	83%
"The instructor presented and clarified ideas well"	▲	-	79%	?	?	81%
"The instructor was well-prepared for classes"	▲	-	84%	?	?	86%

Institutional Goal: Improve Operational Effectiveness

Divisional Priority: Completion

<u>Measure</u>	<u>Desired Trend</u>	<u>2 Years Prior</u>	<u>1 Year Prior</u>	<u>2020 Target</u>	<u>2016 Target</u>	<u>Actual</u>
6 Year Completion Rate - Freshmen	▲	34%	36%			41%
6 Year Completion Rate - Overall	▲	40%	44%	50%	47%	47%
Completions	▲	968	1071	1372	902	869

Divisional Priority: Efficiency

<u>Measure</u>	<u>Desired Trend</u>	<u>2 Years Prior</u>	<u>1 Year Prior</u>	<u>2020 Target</u>	<u>2016 Target</u>	<u>Actual</u>
Shared services \$ reallocated to academic affairs	▲	-	-	-	-	\$292k

Academic Affairs Strategic Plan Indicators - Fall 2016

Institutional Goal: Optimize Enrollment

Divisional Priority: Align Program Capacities and Enrollment

<u>Measure</u>	<u>Desired Trend</u>	<u>2 Years Prior</u>	<u>1 Year Prior</u>	<u>2020 Target</u>	<u>2016 Target</u>	<u>Actual</u>
% Seats Enrolled	▲	-	76%	80%	77%	77%
Residence Hall Occupation Rate	▲	99%	92%			95%

Divisional Priority: Grow Enrollment

<u>Measure</u>	<u>Desired Trend</u>	<u>2 Years Prior</u>	<u>1 Year Prior</u>	<u>2020 Target</u>	<u>2016 Target</u>	<u>Actual</u>
Fall Enrollment	▲	3278	3183	3800	3374	3241

Academic Affairs Strategic Plan Indicators - Fall 2016

Institutional Goal: Drive Decisions with Relevant Information

Divisional Priority: Academic Assessment & Improvement

<u>Measure</u>	<u>Desired Trend</u>	<u>2 Years Prior</u>	<u>1 Year Prior</u>	<u>2020 Target</u>	<u>2016 Target</u>	<u>Actual</u>
Funds Allocated to Improvement	▲	0	9699		\$10,000	
Funds allocated re: strategic plan	▲	0	0		---	

Institutional Goal: Focus on Sustainability

Divisional Priority: Green Initiatives

<u>Measure</u>	<u>Desired Trend</u>	<u>2 Years Prior</u>	<u>1 Year Prior</u>	<u>2020 Target</u>	<u>2016 Target</u>	<u>Actual</u>
Cost of Textbooks	▼					\$2.1k

Institutional Goal: Create a Robust, Active and Enriching Campus Life

Divisional Priority: Learning Outside of the Classroom

<u>Measure</u>	<u>Desired Trend</u>	<u>2 Years Prior</u>	<u>1 Year Prior</u>	<u>2020 Target</u>	<u>2016 Target</u>	<u>Actual</u>
Academic Activities Outside of the Classroom	▲					

Divisional Priority: Diversity and Inclusion

<u>Measure</u>	<u>Desired Trend</u>	<u>2 Years Prior</u>	<u>1 Year Prior</u>	<u>2020 Target</u>	<u>2016 Target</u>	<u>Actual</u>
% Minority Faculty	▲	15%	14%	no target set		17%
% Minority Students (degree-seeking)	▲	27%	29%	no target set		30%

Institutional Goal: Build Greater Awareness of SUNY Canton





Divisional Priority: Admissions

<u>Measure</u>	<u>Desired Trend</u>	<u>2 Years Prior</u>	<u>1 Year Prior</u>	<u>2020 Target</u>	<u>2016 Target</u>	<u>Actual</u>

Academic Affairs Strategic Plan Indicators - Fall 2016

Freshman Applications		2863	2836	5000	3269	3018
Transfer Applications		693	744	-	-	764

Divisional Priority: External Support of SUNY Canton

<u>Measure</u>	<u>Desired Trend</u>	<u>2 Years Prior</u>	<u>1 Year Prior</u>	<u>2020 Target</u>	<u>2016 Target</u>	<u>Actual</u>
Total Alumni Giving		\$484k	\$466k			\$291k
Alumni Giving Rate		2.7%	2.4%	4%		2.2%
Funds Raised		\$1.1 mil	\$1.6 mil	\$1.5mil		\$700k
Total Grant Funding		\$2.9 mil	\$1.7 mil			\$2 mil