

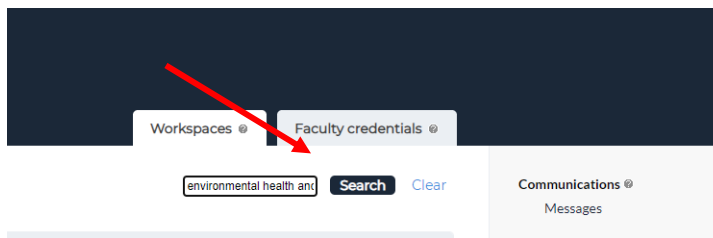
Task Stream Directions

1. Click on Taskstream located at dropdown on homepage (saved to favorites)
<https://login.taskstream.com/signon/>


2. Sign In



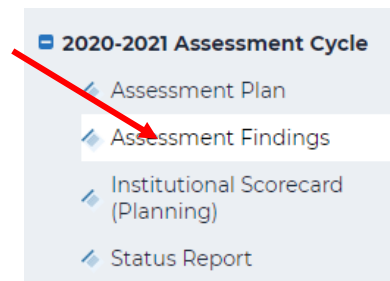
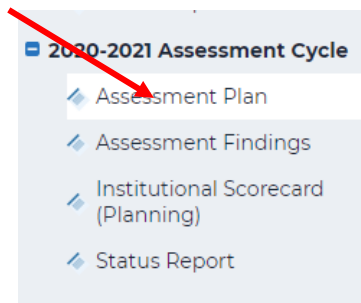
3. Type your area in the search



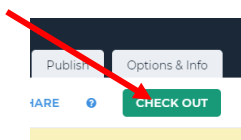
4. Click on Assessment & Planning Workspace



5. Click on Assessment Plan OR Assessment Findings at end of the year



6. Click the green CHECK OUT box



Task Stream Directions

7. Make necessary Edits and then click APPLY CHANGES

